

DuraTracker Logger Safety and Certification Sheet

Overview

This document contains the required safety and regulatory information for the DuraTracker Logger. The DuraTracker Logger Installation and Operation Guide and Warranty Statement are available and can be downloaded from www.teledyneisco.com.

CAUTION

Cautions identify a potential hazard, which if not avoided, may result in minor or moderate injury. This category can also warn you of unsafe practices, or conditions that may cause property damage.

WARNING

Warnings identify a potentially hazardous condition, which if not avoided, could result in death or serious injury.

DANGER

DANGER – limited to the most extreme situations to identify an imminent hazard, which if not avoided, will result in death or serious injury.

Hazard Symbols

Warnings and Cautions



The exclamation point within the triangle is a warning sign alerting you of important instructions in the instrument's technical reference manual.



The lightning flash and arrowhead within the triangle is a warning sign alerting you of "dangerous voltage" inside the product.



Pinch point. These symbols warn you that your fingers or hands will be seriously injured if you place them between the moving parts of the mechanism near these symbols.



Hazard Symbols (Continued)

Symboles de sécurité



Ce symbole signale l'existence d'instructions importantes relatives au produit dans ce manuel.



Ce symbole signale la présence d'un danger d'électocution.



Risque de pincement. Ces symboles vous avertissent que les mains ou les doigts seront blessés sérieusement si vous les mettez entre les éléments en mouvement du mécanisme près de ces symboles



Warnungen und Vorsichtshinweise



Das Ausrufezeichen in Dreieck ist ein Warnzeichen, das Sie darauf aufmerksam macht, daß wichtige Anleitungen zu diesem Handbuch gehören.



Der gepfeilte Blitz im Dreieck ist ein Warnzeichen, das Sie vor "gefährlichen Spannungen" im Inneren des Produkts warnt.



Vorsicht Quetschgefahr! Dieses Symbol warnt vor einer unmittelbar drohenden Verletzungsgefahr für Finger und Hände, wenn diese zwischen die beweglichen Teile des gekennzeichneten Gerätes geraten.



Before installing, operating, or maintaining this equipment, it is imperative that all hazards and preventive measures are fully understood. While specific hazards may vary according to location and application, take heed in the following general warnings:

WARNING

This instrument has not been certified for use in "hazardous locations" as defined by the National Electrical Code.

 **WARNING**

Avoid hazardous practices! If you use this instrument in any way not specified in this manual, the protection provided by the instrument may be impaired.

 **AVERTISSEMENT**

Éviter les usages périlleux! Si vous utilisez cet instrument d'une manière autre que celles qui sont spécifiées dans ce manuel, la protection fournie de l'instrument peut être affaiblie; cela augmentera votre risque de blessure.

 **WARNING**

The installation and use of this product may subject you to hazardous working conditions that can cause you serious or fatal injuries. Take any necessary precautions before entering a worksite. Install and operate this product in accordance with all applicable safety and health regulations, and local ordinances.

 **WARNING**

Injury and/or equipment damage can result from connecting modules or cables to a power source exceeding the specified operating voltage range. Check labeling on all modules and cables for voltage ranges.

Technical Assistance for the Teledyne ISCO DuraTracker Logger can be obtained from:

Teledyne ISCO
4700 Superior St.
Lincoln NE 68504

Phone: (800) 228-4373 or (402) 464-0231
Fax: (402) 465-3022
Email: iscowatersupport@teledyne.com

Teledyne ISCO

P.O. Box 82531, Lincoln, Nebraska, 68501 USA
Toll-free: (800) 775-2965 • Phone: (402) 464-0231 • Fax: (402) 465-3001
E-mail: IscoService@teledyne.com

Teledyne ISCO is continually improving its products and reserves the right to change product specifications, replacement parts, schematics, and instructions without notice.



Bluetooth Regulatory Compliance

United States

This equipment has been tested and found to comply with the limits for a Class B digital device, pursuant to part 15 of the FCC Rules. These limits are designed to provide reasonable protection against harmful interference in a residential installation. This equipment generates, uses and can radiate radio frequency energy, and if not installed and used in accordance with the instructions, may cause harmful interference to radio communications. However, there is no guarantee that interference will not occur in a particular installation. If this equipment does cause harmful interference to radio or television reception, which can be determined by turning the equipment off and on, the user is encouraged to try to correct the interference by one or more of the following measures:

- Reorient or relocate the receiving antenna.
- Increase the separation between the equipment and receiver.
- Connect the equipment into an outlet on a circuit different from that to which the receiver is connected.
- Consult the dealer or an experienced radio/TV technician for help.

Canada

This device contains license-exempt transmitter(s)/ receiver(s) that comply with Innovation, Science and Economic Development Canada's license-exempt RSS(s). Operation is subject to the following two conditions:

1. This device may not cause interference;
2. This device must accept any interference, including interference that may cause undesired operation of the device.

L'émetteur/récepteur exempt de licence contenu dans le présent appareil est conforme aux CNR d'Innovation, Sciences et Développement économique Canada applicables aux appareils radio exempts de licence. L'exploitation est autorisée aux deux conditions suivantes:

1. L'appareil ne doit pas produire de brouillage;
2. L'appareil doit accepter tout brouillage radioélectrique subi, même si le brouillage est susceptible d'en compromettre le fonctionnement.

Europe

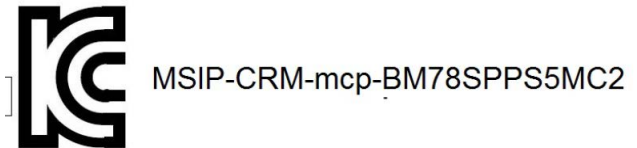
This device has been Radio Equipment Directive tested and complies with EN 55011:2016/A1:2017/A11:2020 and EN 61326-1:2013.



Japan



Korea



Taiwan



注意！

依據 低功率電波輻射性電機管理辦法

第十二條 經型式認證合格之低功率射頻電機，非經許可，

公司、商號或使用者均不得擅自變更頻率、加大功率或變更原設計

之特性及功能。

第十四條 低功率射頻電機之使用不得影響飛航安全及干擾合法通信；

經發現有干擾現象時，應立即停用，並改善至無干擾時方得繼續使用。

前項合法通信，指依電信規定作業之無線電信。

低功率射頻電機須忍受合法通信或工業、科學及醫療用電波輻射性

電機設備之干擾。

China

This device contains SRRC approved Radio module
CMIIT ID: 2015DJ7133

United Kingdom



EU DECLARATION OF CONFORMITY

We the manufacturer:

Manufacturer's Name:	Teledyne ISCO
Manufacturer's Address:	4700 Superior Street, Lincoln, NE 68504 USA

Declare, under our sole responsibility that the following equipment:


Product Model:	DuraTracker Logger
Object of Declaration:	Water flow logger for recording and transmitting data. The logger can have 301, 310 Ex, 350 Ex, 360, 360 Ex sensors, 306 sampler interface and modem options.

Is designed and manufactured in compliance with the following applicable Directives and Standards:

Directive Union Legislation	Standard
2014/53/EU Radio Equipment	EN 301 511 v12.5.1 / EN 301 908-1 v13.1.1 / EN 301 908-2 v13.1.1 EN 301 908-13 v13.1.1 / EN 303 413 v1.1.1 ETSI EN 301 489-1 v2.1.1 ETSI EN 301 489-3 v2.3.0 ETSI EN 301 489-17 v3.2.5 EN 61326-1:2013 ETSI EN 300 328 v1.9.1 EN 61010-1:2010/A1:2019
2011/863/EU RoHS (including all amendments)	EN IEC 63000:2018

I, the undersigned, hereby declare, by sole responsibility of the manufacturer that the design of the equipment specified above conforms to the above Directives and Standards.

Authorized Signatory

Signature: 
 Name: Samuel Ramey
 Title: Director of Engineering
 Date: 9/28/2022



UK DECLARATION OF CONFORMITY

We the manufacturer:

Manufacturer's Name:	Teledyne ISCO
Manufacturer's Address:	4700 Superior Street, Lincoln, NE 68504 USA

Declare, under our sole responsibility that the following equipment:


Product Model:	DuraTracker Logger
Object of Declaration:	Water flow logger for recording and transmitting data. The logger can have 301, 310 Ex, 350 Ex, 360, 360 Ex sensors, 306 sampler interface and modem options.

Is designed and manufactured in compliance with the following applicable Directives and Standards:

Regulation	Standard
S.I. 2017 No. 1206 Radio Equipment	EN 301 511 v12.5.1 / EN 301 908-1 v13.1.1 / EN 301 908-2 v13.1.1 EN 301 908-13 v13.1.1 / EN 303 413 v1.1.1 ETSI EN 301 489-1 v2.1.1 ETSI EN 301 489-3 v2.3.0 ETSI EN 301 489-17 v3.2.5 EN 61326-1:2013 ETSI EN 300 328 v1.9.1 EN 61010-1:2010/A1:2019
S.I. 2012 No.3032 RoHS	EN IEC 63000:2018

I, the undersigned, hereby declare, by sole responsibility of the manufacturer that the design of the equipment specified above conforms to the above Directives and Standards.

Authorized Signatory

Signature: 
 Name: Samuel Ramey
 Title: Director of Engineering
 Date: 9/28/2022



产品中有毒有害物质或元素的名称及含量
Name and amount of Hazardous Substances or Elements in the product

部件名称 Component Name	有毒有害物质或元素 Hazardous Substances or Elements					
	铅 (Pb)	汞 (Hg)	镉 (Cd)	六价铬 (Cr(VI))	多溴联苯 (PBB)	多溴二联苯 (PBDE)
线路板 Circuit Boards	O	O	O	O	O	O
接线 Wiring	O	O	O	O	O	O
接头 Connectors	O	O	O	O	O	O
电池 Battery	O	O	O	O	O	O

产品中有毒有害物质或元素的名称及含量：Name and amount of Hazardous Substances or Elements in the product

O: 表示该有毒有害物质在该部件所有均质材料中的含量均在ST/ 标准规定的限量要求以下。

O: Represent the concentration of the hazardous substance in this component's any homogeneous pieces is lower than the ST/ standard limitation.

X: 表示该有毒有害物质至少在该部件的某一均质材料中的含量超出ST/ 标准规定的限量要求。(企业可在此处，根据实际情况对上表中打“X”的技术原因进行进一步说明。)

X: Represent the concentration of the hazardous substance in this component's at least one homogeneous piece is higher than the ST/ standard limitation.

(Manufacturer may give technical reasons to the "X"marks)

环保使用期由经验确定。

The Environmentally Friendly Use Period (EFUP) was determined through experience.

生产日期被编码在系列号码中。前三位数字为生产年(221 代表 2021 年)。随后的一个字母代表月份：A 为一月，B 为二月，等等。

The date of Manufacture is in code within the serial number. The first three numbers are the year of manufacture (221 is year 2021) followed by a letter for the month. "A" is January, "B" is February and so on.

